

# I-Meet

This collection is characterised by:

**01/** Polished chrome-finished steel legs or matt black painted legs. **02/** Speakers' place with single or double desk. **03/** Podium. **04/** Matching furniture with metal base. **05/** Wired and non-wired top access module with tilting opening. **06/** Under-the-top wire manager. **07/** 4 wood finishes and 2 plain colours for the worktops. **08/** 1 glass finish.







cod. 12



cod. NR 03



↑  
Tavolo riunioni  
in formato  
quadrato con top  
access centrale.

Square meeting  
table with  
central top  
access.

Table de réunion  
carré avec top  
access central.

**Tavoli riunioni in vari formati, variamente aggregabili fino alle grandi composizioni. La riduzione degli appoggi e la sezione snella delle gambe conferiscono grande leggerezza e stabilità ad ogni composizione, permettendo un perfetto utilizzo su ogni lato.**

Meeting tables in different formats that can be combined in a number of ways up to large compositions. The reduction of supporting elements and the slender legs add lightness and stability to each composition, allowing perfect use on all sides.

Tables de réunion dans formats différents, qui peuvent être combinées pour obtenir de grandes compositions. La réduction des appuis et la section élancée des pieds donne une grande légèreté et stabilité aux compositions, pour une utilisation parfaite sur tous les côtés.

cod. 56





cod. 30


→  
L'angolo è  
caratterizzato  
dallo smusso che  
segue la posizione  
della gamba.  
Corners are  
characterised  
by the bevelling  
that mirrors the  
leg position.  
Le coin est  
caractérisé par  
le biseau qui suit  
la position de  
la jambe.



**Nelle grandi composizioni è assicurato un ottimale cablaggio in ogni posizione, grazie a top access lineari e ampi Wire Manager per le salite.**

In large compositions, optimal wiring is available in all positions, thanks to linear top access openings and large Wire Managers for upward wiring.

Dans les grandes compositions, le câblage optimal est assuré dans n'importe quelle position, grâce au top access linéaire et aux amples systèmes Wire Managers pour les montées des câbles.



cod. 52







→  
 Il cablaggio è facilmente accessibile e perfettamente nascosto.  
 Wiring is easily accessible and completely hidden.  
 Le câblage est facilement accessible et parfaitement caché.



cod.NR 03 cod.12

**In ambienti conferenza o formazione la postazione dei relatori assume un valore comunicativo e tecnico ineccepibile. Il livello estetico è adeguato alla qualità dell'ambiente, le dotazioni tecnologiche soddisfano le funzioni specifiche di una relazione in presenza o online.**

Dans les salles de conférence ou de formation, la position des intervenants acquiert une valeur communicative et technique impeccable. Le niveau esthétique est conforme à la qualité de l'environnement, les équipements technologiques répondent aux fonctions spécifiques des relation en face à face ou en ligne.

In conference or training environments, the speakers' seat features an impeccable communicative and technical value. The aesthetic level is up to the quality of the environment, with technological equipment that meet specific functions of both face-to-face and online relationships.







← L'angolo smussato mantiene lo stesso allineamento della gamba.  
Bevelled corners maintain the alignment with the legs.  
Le coin arrondi maintient le même alignement du pied.

**I piani di lavoro in cristallo retro laccato conferiscono grande eleganza al tavolo riunioni e si pongono in contrapposizione col modulo tecnologico centrale in legno. Un ulteriore livello di pregio di materiali ed abbinamenti per un meeting moderno ed elegante.**

Back-lacquered glass worktops give great elegance to the meeting table and create contrast with the wood of the central technical module. An additional level of quality in materials and combinations, for modern and elegant meetings.

→ Tavolo riunioni quadrato con modulo tecnico centrale.  
Square meeting table with technical central module.  
Table de réunion carré avec module technique central.



cod. 10

Les plans de travail en verre rétro-laqué donnent une grande élégance à la table de réunion et contrastent avec le module technologique central en bois. Un ultime niveau de prestige dans les matériels et les combinaisons pour des rencontres modernes et élégants.

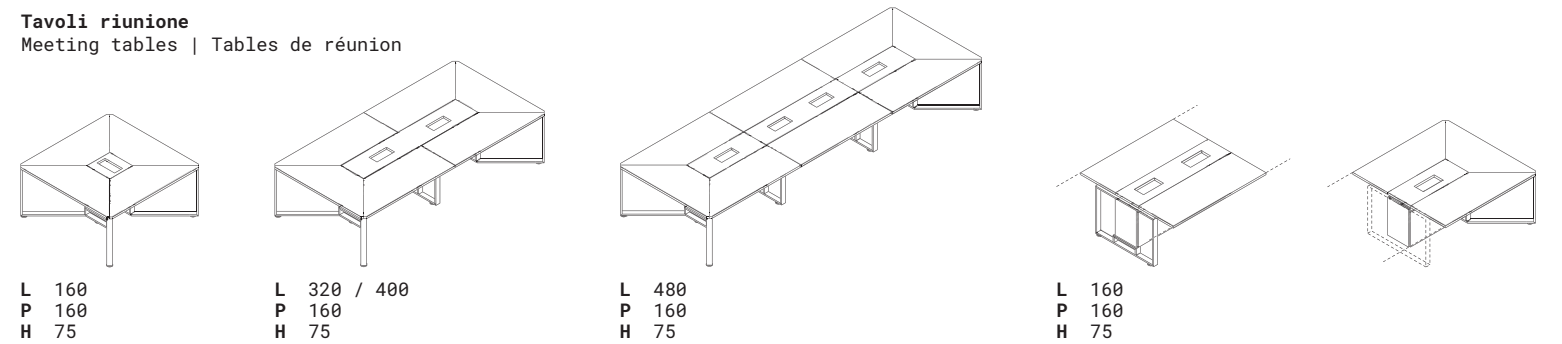






**Tavoli riunione**

Meeting tables | Tables de réunion

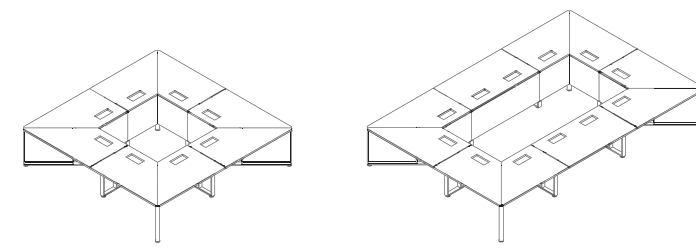


L 160  
P 160  
H 75

L 320 / 400  
P 160  
H 75

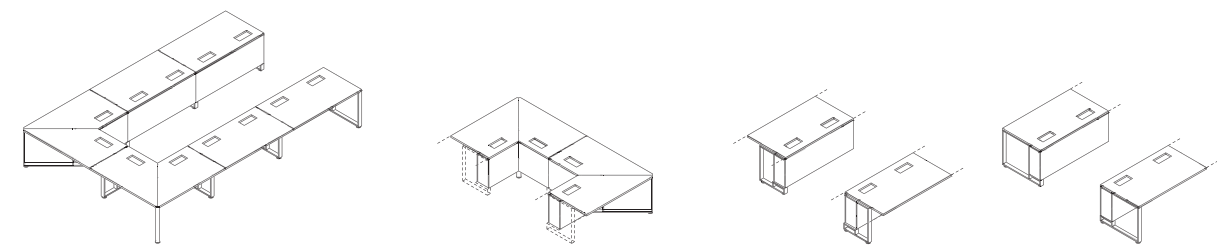
L 480  
P 160  
H 75

L 160  
P 160  
H 75



L 320  
P 320  
H 75

L 480  
P 320  
H 75



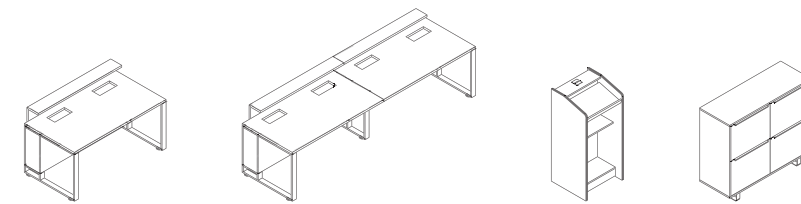
L 480  
P 320  
H 75

L 160  
P 320  
H 75

L 160  
P 90  
H 75

**Complementi di arredo**

Accessories | Meubles de rangements



L 160  
P 91  
H 75 - 95

L 320  
P 91  
H 75 - 95

L 59,4  
P 54,8  
H 126,2

L 124  
P 46,1  
H 108,7

## ESPLOSO COMPONENTI

### components

#### PIANI IN LEGNO O VETRO:

Disponibili in due tipologie:

A) – Piani in legno : realizzati con pannelli in fibre di legno tipo MDF sp. 30 mm rivestiti con 3d-foil, con angoli smussati. Sono disponibili nei colori: OLMO GREY 12, NOCE BALI 30, FRASSINO BROWN 52, TEAK SAMOA 67, BIANCO 68.

B) – Piani in VETRO : realizzati in lastra temperata di sp. 12 mm retro-laccati a filo lucido con angoli smussati. Il fissaggio alla struttura avviene tramite placche di acciaio incollate sul lato interno del piano stesso. Sono disponibili nel colore NERO 10.

#### WOODEN OR GLASS SURFACES:

Available in two types:

A) – Wood surfaces : made with MDF fibreboard panels 30 mm thick covered in 3d-foil, with smooth angles. Available in the following colours: GREY ELM 12, BALI WALNUT 30, BROWN ASH 52, SAMOA TEAK 67, WHITE 68.

B) – Glass surfaces : made in tempered plate 12 mm thick polished wire rear-lacquered with smooth angles. The structure is fixed with two steel brackets stuck on the inside of the surface. Available in the colours: BLACK 10.

#### TOP-ACCESS

Disponibili in due tipologie: senza e con prese elettriche.

Realizzati in alluminio verniciato nelle finiture : NERO e BIANCO.

Dotati di sportellino con apertura bifacciale basculante per l'accesso al vano wire-manager sottostante oppure , nella seconda versione, alle prese elettriche in dotazione.

Entrambe le tipologie sono dotate di spazzolino parapolvere nero.

#### TOP ACCESS

Available in two types: without and with electrical sockets.

Made of painted aluminum in the finishes: BLACK and WHITE.

Equipped with a dual opening system for access to the wire-manager compartment below or, in the second version, to the electrical sockets supplied.

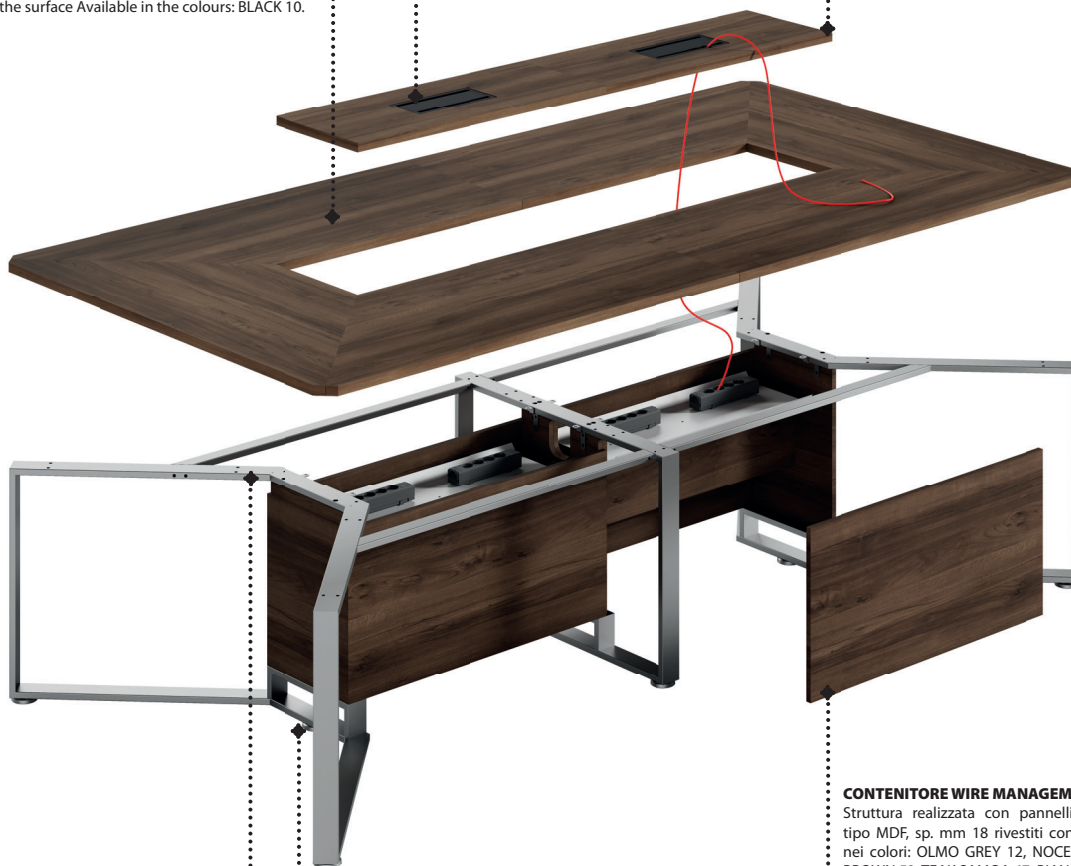
Both types are equipped with a black dust brush.

#### INSERTO CENTRALE IN LEGNO

Realizzato con pannelli in fibre di legno tipo MDF sp. 30 mm rivestiti con 3d-foil, con angoli smussati. E' disponibile nei colori: OLMO GREY 12, NOCE BALI 30, FRASSINO BROWN 52, TEAK SAMOA 67, BIANCO 68.

#### WOODEN CENTRAL TOP:

Made with (-MDF) fibreboard panels 30 mm thick covered in 3d-foil, with smooth angles. Available in the following colours: GREY ELM 12, BALI WALNUT 30, BROWN ASH 52, SAMOA TEAK 67, WHITE 68.



#### STRUTTURA METALLICA ORIZZONTALE

Struttura costituita da travi di irrigidimento in tubolare sez. 50x20mm verniciate a polveri epossidiche nei colori: ARGENTO, NERO.

La struttura e' pre-forata per il fissaggio delle viti dei piani.

Il montaggio con le gambe basamento avviene con connessioni metalliche rapide dotate di viti coniche.

#### HORIZONTAL METAL STRUCTURE

Structure made with stiffening beams in 50x20mm tubular painted with epoxy dust in colours: SILVER, BLACK.

The structure is pre-perforated for fixing the surface screws. The base legs assembling is carried out with fast metal connections equipped with taper screws.

#### GAMBE BASAMENTO METALLICO :

Realizzate con tubolare di acciaio sez. 70x20mm, disponibili in due versioni

A)– Verniciate a polveri epossidiche NERO.

B)– Cromato lucido

Piedini regolabili diametro 60 mm.

Le gambe terminali e centrali , sono combinabili fra loro e consentono l'aggregazione di vari moduli idonei a configurare molteplici tipologie di tavoli di forma quadrata o rettangolare che ne consentono l' utilizzo in sale di piccola e media riunione così come per grandi sale consigliari.

#### METAL BASE LEGS :

Made with 70x20mm steel tubular, available in two versions

A)– BLACK epoxy dust painted.

B)– Chrome polished

60 mm diameter adjustable feet.

The end and middle legs are compatible between them and enable the aggregation of various modules suitable for the configuration of multiple types of round or rectangular tables used for small and medium meeting rooms as well as board rooms.

#### CONTENITORE WIRE MANAGEMENT SOTTOPIANO

Struttura realizzata con pannelli in fibre di legno tipo MDF, sp. mm 18 rivestiti con 3d-foil, disponibile nei colori: OLMO GREY 12, NOCE BALI 30, FRASSINO BROWN 52, TEAK SAMOA 67, BIANCO 68.

Il contenitore wire-manager è un vano dedicato all'alloggiamento delle salite ed agli sviluppi lineari dei cablaggi e delle eventuali dotazioni tecniche supplementari a corredo del tavolo.

Al suo interno è alloggiato un pannello trasversale per l'irrigidimento della struttura sul quale è ancorato il canale portacavi idoneo al posizionamento delle dotazioni tecniche ( prese schuko, prese fonia e dati ) oltre alle eccedenze dei cavi .

Al contenitore Wire management si accede direttamente dal piano di lavoro tramite il top access oppure lateralmente al contenitore stesso tramite l'apertura a scatto del pannello.










#### SUBSTAGE WIRE MANAGEMENT CONTAINER









Made with (MDF) fibreboard panels 18 mm thick covered with 3d-foil, available in the following colours: GREY ELM 12, BALI WALNUT 30, BROWN ASH 52, SAMOA TEAK 67, WHITE 68.

It is a bay for housing the climbings and the cable linear developments and any table supplementary technical equipment kit.

Inside is a transversal panel for stiffening the structure made of 18 mm thick wooden particles, on which the cable holder is anchored, ideal for positioning the technical equipment (schuko sockets, speech and data sockets) as well as excess cables .

Access to the Wire management container is gained directly from the work surface through the top access Or at the side of the container, through the panel trigger opening.

COLORI PIANI IN LEGNO wooden top colours								PIANI IN VETRO glass tops
<b>OLMO GREY</b> grey elm	<b>NOCE BALI</b> bali walnut	<b>FRASSINO BROWN</b> brown ash	<b>NERO</b> black	<b>WENGÈ</b> wenge	<b>TEAK SAMOA</b> samoa teak	<b>BIANCO</b> white	<b>TORTORA</b> grey beige	<b>NERO</b> black
<b>Cod. 12</b>	<b>Cod. 30</b>	<b>Cod. 52</b>	<b>Cod. 56</b>	<b>Cod. 60</b>	<b>Cod. 67</b>	<b>Cod. 68</b>	<b>Cod. 83</b>	<b>Cod. 10</b>
								

		◇ <i>gambe nere</i> black legs							
<b>NOCE BALI</b> bali walnut	<b>Cod. 30</b> 		◇ <i>gambe nere</i> black legs						
			◇ <i>gambe cromate</i> chromed legs						
<b>FRASSINO BROWN</b> brown ash	<b>Cod. 52</b> 			◇ <i>gambe nere</i> black legs					
				◇ <i>gambe cromate</i> chromed legs					
<b>NERO</b> black	<b>Cod. 56</b> 	◇ <i>gambe nere</i> black legs	◇ <i>gambe nere</i> black legs	◇ <i>gambe nere</i> black legs	◇ <i>gambe nere</i> black legs		◇ <i>gambe nere</i> black legs		◇ <i>gambe nere</i> black legs
				◇ <i>gambe cromate</i> chromed legs					◇ <i>gambe cromate</i> chromed legs
<b>WENGÈ</b> wenge	<b>Cod. 60</b> 					◇ <i>gambe nere</i> black legs			
						◇ <i>gambe cromate</i> chromed legs			
<b>TEAK SAMOA</b> samoa teak	<b>Cod. 67</b> 						◇ <i>gambe nere</i> black legs		
<b>BIANCO</b> white	<b>Cod. 68</b> 							◇ <i>gambe cromate</i> chromed legs	
<b>TORTORA</b> grey beige	<b>Cod. 83</b> 							◇ <i>gambe nere</i> black legs	
								◇ <i>gambe cromate</i> chromed legs	

## LEGNI | WOOD



COD. 12  
OLMO GREY | GREY ELM △



COD. 30  
NOCE BALI | BALI WALNUT △



COD. 52  
FRASSINO BROWN | BROWN ASH △




COD. 56  
NERO | BLACK △



COD. 60  
WENGÉ | WENGE △




COD. 67  
TEAK SAMOA | SAMOA TEAK △




COD. 68  
BIANCO | WHITE △



COD. 83  
TORTORA | GREY BEIGE △



COD. 59  
NERO | BLACK ○



COD. 68  
BIANCO | WHITE ○

**SOLO** PER  
STRUTTURA  
LEGGIO  
**only** for lectern  
structure


## VETRI | GLASS



COD. 10  
NERO | BLACK


## METALLI | METALS

GAMBE VERNICIATE  
*Painted legs*



COD. NR 03  
NERO (OPACO) | (MATT) BLACK

GAMBE CROMATE  
*Chromed legs*



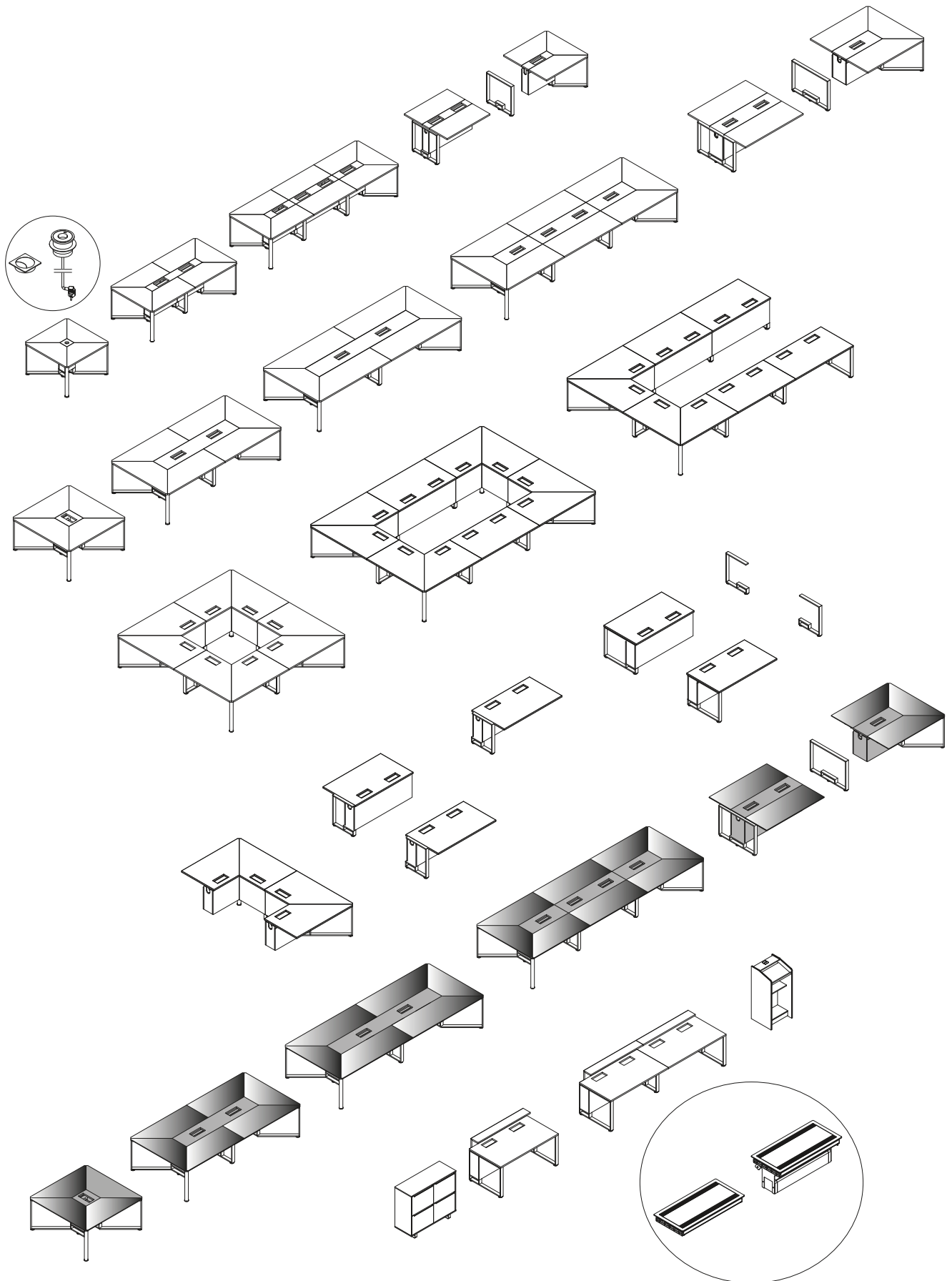
COD. CR 01  
CROMATO | CHROMED

○ = MELAMINICO | MELAMINE

△ = 3D-FOIL

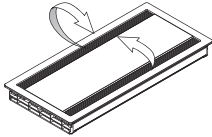
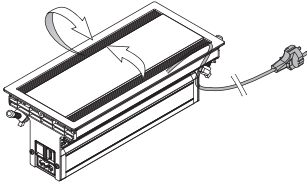
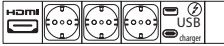
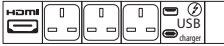
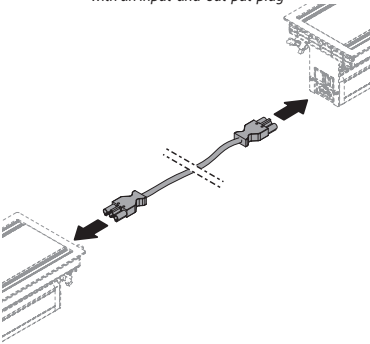
# I MEET


---



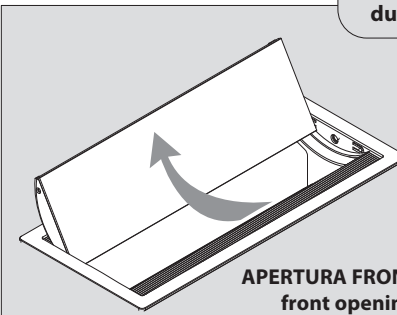
# TOP-ACCESS

top-access

<p><b>TOP-ACCESS STANDARD</b> standard top access</p>  <p>L.31,6 x p.14,8 x H.2</p>		
<p><b>TOP-ACCESS CON PRESE ELETTRICHE E CAVO ALIMENTAZIONE L.200</b> top access with sockets and power cable w 200 cms</p>  <p>L.31,6 x p.14,8 x H.12,2</p>	 <p><b>3 PRESE SCHUKO + 2 CHARGER USB A-C +1 HDMI</b> 3 SCHUKO sockets + 2 charger USB + 1 HDMI</p>  <p><b>3 PRESE INGLESI + 2 CHARGER USB A-C +1 HDMI</b> 3 BRITISH sockets + 2 charger USB A-C + 1 HDMI</p>	<p><b>500</b> NERO black</p> <p><b>680</b> BIANCO white</p>
<p><b>CAVO DI CONNESSIONE L.300 CON PRESA ENTRATA/1 USCITA</b> connection cable w 300 cms with an input-and-out-put-plug</p> 		

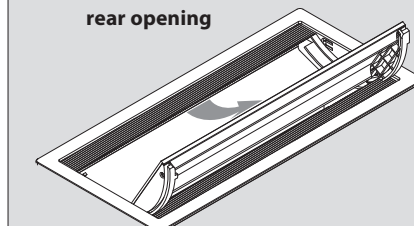


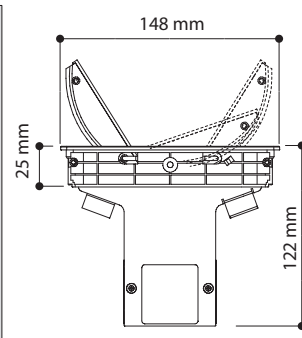
**APERTURA BILATERALE**  
dual-side opening system



**APERTURA FRONTALE**  
front opening

**APERTURA POSTERIORE**  
rear opening

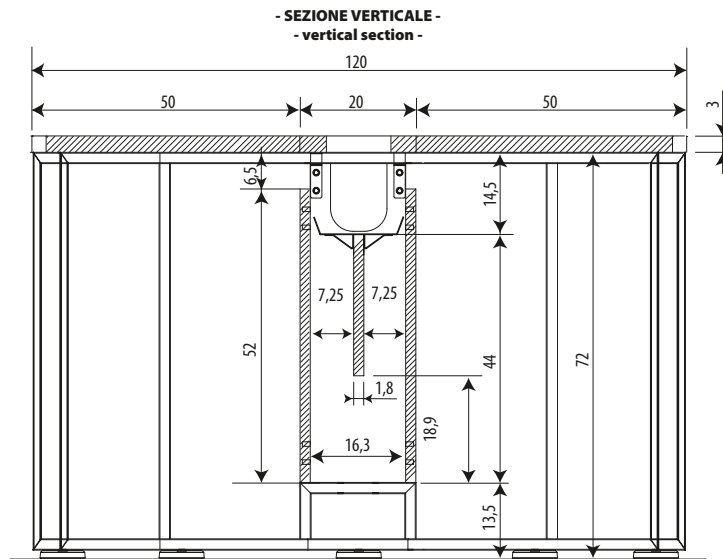
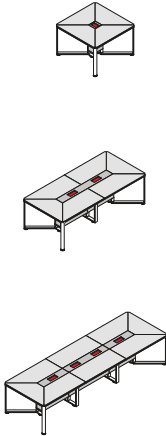




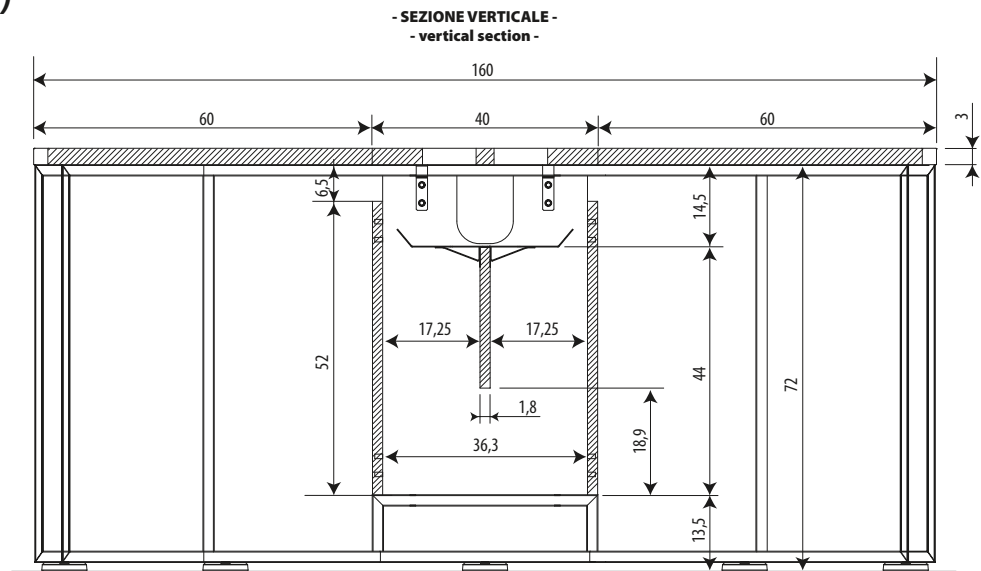
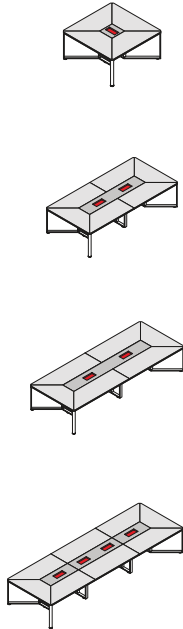


**DIMENSIONI**  
dimensions

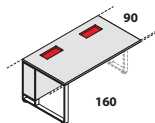
**prof. cm 120**  
(depth 120 cms)



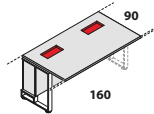
**prof. cm 160**  
(depth 160 cms)



**prof. cm 90**  
(depth 90 cms)



MODULI TERMINALI  
terminal modules



MODULI CENTRALI  
central modules

